



General Media Information

Last Updated: 10/26/2017

Powerball® Drawing Show

Powerball drawings are held every Wednesday and Saturday at 10:59 p.m. Eastern Time. The show is broadcast live from Tallahassee, Fla. Please contact your participating state lottery for rules on broadcasting the drawing live, including times and satellite coordinates. Some jurisdictional lotteries already have agreements on which television stations can carry the drawing live.

Record Powerball Jackpots

1. \$1.586 Billion	Jan. 13, 2016	California, Florida, Tennessee
2. \$758.7 Million	Aug. 23, 2017	Massachusetts
3. \$590.5 Million	May 18, 2013	Florida
4. \$587.5 Million	Nov. 28, 2012	Arizona, Missouri
5. \$564.1 Million	Feb. 11, 2015	North Carolina, Puerto Rico, Texas
6. \$487.0 Million	July 30, 2016	New Hampshire
7. \$448.4 Million	Aug. 7, 2013	Minnesota, New Jersey, New Jersey
8. \$447.8 Million	June 10, 2017	California
9. \$435.3 Million	Feb. 22, 2017	Indiana
10. \$429.6 Million	May 7, 2016	New Jersey
11. \$425.3 Million	Feb. 19, 2014	California
12. \$420.9 Million	Nov. 26, 2016	Tennessee
13. \$399.4 Million	Sept. 18, 2013	South Carolina
14. \$365.0 Million	Feb. 18, 2006	Nebraska
15. \$340.0 Million	Oct. 19, 2005	Oregon
16. \$338.3 Million	March 23, 2013	New Jersey
17. \$337.0 Million	Aug. 15, 2012	Michigan
18. \$336.4 Million	Feb. 11, 2012	Rhode Island
19. \$314.9 Million	Dec. 25, 2002	West Virginia
20. \$314.3 Million	Aug. 25, 2007	Indiana
21. \$310.5 Million	Sept. 30, 2015	Michigan
22. \$295.7 Million	July 29, 1998	Indiana
23. \$295.0 Million	Aug. 25, 2001	Minnesota, Delaware, Kentucky, New Hampshire
24. \$291.4 Million	March 2, 2016	Florida
25. \$276.3 Million	March 15, 2008	West Virginia

Record U.S. Lottery Jackpots

	Jackpot	Draw Date	Game	Selling Lottery
1.	\$1.586 Billion	Jan. 13, 2016	Powerball	CA, FL, TN
2.	\$758.7 Million	Aug. 23, 2017	Powerball	MA
3.	\$656 Million	Mar. 30, 2012	Mega Millions	KS, IL, MD
4.	\$648 Million	Dec. 17, 2013	Mega Millions	CA, GA
5.	\$590.5 Million	May 18, 2013	Powerball	FL
6.	\$587.5 Million	Nov. 28, 2012	Powerball	AZ, MO
7.	\$564.1 Million	Feb. 11, 2015	Powerball	NC, PR, TX
8.	\$536.3 Million	July 8, 2016	Mega Millions	IN
9.	\$487 Million	July 30, 2016	Powerball	NH
10.	\$448.4 Million	Aug. 7, 2013	Powerball	MN, NJ, NJ
11.	\$447.8 Million	June 10, 2017	Powerball	CA
12.	\$435.3 Million	Feb. 22, 2017	Powerball	IN
13.	\$429.6 Million	May 7, 2016	Powerball	NJ
14.	\$425.3 Million	Feb. 19, 2014	Powerball	CA
15.	\$420.9 Million	Nov. 26, 2016	Powerball	TN
16.	\$414 Million	Mar. 18, 2014	Mega Millions	FL, MD
17.	\$399.4 Million	Sept. 18, 2013	Powerball	SC
18.	\$393 Million	Aug. 11, 2017	Mega Millions	IL
19.	\$390 Million	Mar. 6, 2007	Mega Millions	GA, NJ
20.	\$380 Million	Jan. 4, 2011	Mega Millions	ID, WA

Powerball® Grand Prize-Winning Tickets by Lottery

Arkansas: 1	Kansas: 11	North Carolina: 4	South Dakota: 3
Arizona: 13	Kentucky: 18	North Dakota: 0	Tennessee: 6
California: 8	Louisiana: 16	Nebraska: 10	Texas: 2
Colorado: 3	Maine: 0	New Hampshire: 10	Virgin Islands: 0
Connecticut: 8	Maryland: 2	New Mexico: 5	Virginia: 1
Delaware: 10	Massachusetts: 4	Ohio: 3	Vermont: 0
Florida: 12	Michigan: 3	Oklahoma: 4	Wisconsin: 16
Georgia: 6	Minnesota: 22	Oregon: 4	West Virginia: 8
Iowa: 8	Missouri: 31	Pennsylvania: 17	Wyoming: 0
Idaho: 5	Montana: 4	Puerto Rico: 2	Washington: 1
Illinois: 2	New Jersey: 7	Rhode Island: 8	Washington, DC: 11
Hoosier: 39	New York: 6	South Carolina: 7	

About Powerball®

It's America's Game! Powerball® celebrated its 25th anniversary in April 2017. Currently, there are 47 lotteries selling the Powerball game, including 44 states, Washington D.C., the U.S. Virgin Islands and Puerto Rico to a population of 310,525,068.

Game sales for Powerball began on April 19, 1992. The first drawing was held on April 22, 1992.

The first Powerball drawing had 15 participating lotteries: Washington DC, Delaware, Iowa, Idaho, Hoosier (Indiana), Kansas, Kentucky, Minnesota, Missouri, Montana, Oregon, Rhode Island, South Dakota, Wisconsin and West Virginia.

On October 2015, an updated version of the Powerball game debuted with changes aimed at delivering bigger jackpots and more overall winners. The game matrix was changed; the number of white balls increased to 69, while the number of red balls dropped to 26. The Power Play® feature was enhanced with a 10X multiplier that is available for play whenever the advertised annuity jackpot is \$150 million or less. The Match 4 + PB prize was also increased from \$10,000 to \$50,000.










Powerball costs \$2 per play. For an additional \$1 per play, the Power Play® option can multiply non-jackpot prize amounts by 2, 3, 4, 5, or 10 times. NOTE: The 10X multiplier is only in play when the advertised annuity jackpot is \$150 million or less. The Match 5 prize with Power Play is always \$2 million.

The Powerball jackpot starts at \$40 million and grows by a minimum of \$10 million every draw until the jackpot is won.










Players select five numbers from 1 to 69; and one Powerball number from 1 to 26. Players can either select their own numbers on a play slip or request an *Easy Pick* or *Quick Pick*, which allows a lottery terminal to choose the numbers for them.

Powerball drawings are held every Wednesday and Saturday at 10:59 p.m. ET and are broadcast live from Tallahassee, Fla.

9 Ways to Win

Match	Original Prize	2X	3X	4X	5X	10X
	Grand Prize	Grand Prize	Grand Prize	Grand Prize	Grand Prize	Grand Prize
	\$1,000,000	\$2,000,000	\$2,000,000	\$2,000,000	\$2,000,000	\$2,000,000
	\$50,000	\$100,000	\$150,000	\$200,000	\$250,000	\$500,000
	\$100	\$200	\$300	\$400	\$500	\$1000
	\$100	\$200	\$300	\$400	\$500	\$1000
	\$7	\$14	\$21	\$28	\$35	\$70
	\$7	\$14	\$21	\$28	\$35	\$70
	\$4	\$8	\$12	\$16	\$20	\$40
	\$4	\$8	\$12	\$16	\$20	\$40

Powerball® Prize Odds

Match	Prize	Odds
	Grand Prize	1 in 292,201,338.00
	\$1,000,000	1 in 11,688,053.52
	\$50,000	1 in 913,129.18
	\$100	1 in 36,525.17
	\$100	1 in 14,494.11
	\$7	1 in 579.76
	\$7	1 in 701.33
	\$4	1 in 91.98
	\$4	1 in 38.32

The overall odds of winning a prize are 1 in 24.87.
The odds presented here are based on a \$2 play (rounded to two decimal places).

Power Play® Odds When the 10X Multiplier is Available

Power Play	Prize Times Power Play	Odds
10X	Prize Won Times 10	1 in 43
5X	Prize Won Times 5	1 in 21.5
4X	Prize Won Times 4	1 in 14.33
3X	Prize Won Times 3	1 in 3.31
2X	Prize Won Times 2	1 in 1.79

Power Play Odds When the 10X Multiplier is Not Available

Power Play	Prize Times Power Play	Odds
5X	Prize Won Times 5	1 in 21
4X	Prize Won Times 4	1 in 14
3X	Prize Won Times 3	1 in 3.23
2X	Prize Won Times 2	1 in 1.75

Multi-State Lottery Association

The Multi-State Lottery Association is a non-profit, government-benefit, voluntary association that is owned and operated by its Member Lotteries. Each MUSL Member offers one or more multi-jurisdictional lottery games administered with the assistance of MUSL. All profits are retained by the individual lotteries and are used to fund projects or purposes approved by their authorizing legislatures. The Multi-State Lottery Association operates at the direction of the MUSL Board of Directors. The chief executive officer of each MUSL Member Lottery sits as a voting member of the MUSL Board of Directors.

Among other services to its Member and Licensee Lotteries, MUSL conducts drawings, performs game development and research, provides central accounting, and purchases government securities and annuities to fund annuitized prize payments. Member Lotteries contribute to the operating expenses of MUSL.

Current MUSL Member Lotteries

Arizona Lottery	New Hampshire Lottery Commission
Arkansas Scholarship Lottery	New Mexico Lottery Authority
Colorado Lottery	North Carolina Education Lottery
Connecticut Lottery Corporation	North Dakota Lottery
D.C. Lottery & Charitable Games Control Board	Oklahoma Lottery Commission
Delaware State Lottery	Oregon Lottery
Florida Lottery	Pennsylvania Lottery
Hoosier Lottery	Puerto Rico Lottery
Idaho Lottery	Rhode Island Lottery
Iowa Lottery Authority	South Carolina Education Lottery
Kansas Lottery	South Dakota Lottery
Kentucky Lottery Corporation	Tennessee Education Lottery Corporation
Louisiana Lottery Corporation	Texas Lottery
Maine State Lottery	Virgin Islands Lottery
Minnesota State Lottery	Vermont Lottery
Missouri Lottery	West Virginia Lottery
Montana Lottery	Wisconsin Lottery
Nebraska Lottery	Wyoming Lottery