



Powerball Press Kit
 Last Updated: 06/21/2018

Contents

- Record U.S. Lottery Jackpots
- Record Powerball Jackpots
- Powerball Jackpot-Winning Tickets by Lottery
- Powerball Draw Show
- Official Draw Results
- About Powerball
- 9 Ways to Win

Record U.S. Lottery Jackpots

	Jackpot	Draw Date	Game	Selling Lottery
1.	\$1.586 Billion	Jan. 13, 2016	Powerball	CA, FL, TN
2.	\$758.7 Million	Aug. 23, 2017	Powerball	MA
3.	\$656 Million	Mar. 30, 2012	Mega Millions	KS, IL, MD
4.	\$648 Million	Dec. 17, 2013	Mega Millions	CA, GA
5.	\$590.5 Million	May 18, 2013	Powerball	FL
6.	\$587.5 Million	Nov. 28, 2012	Powerball	AZ, MO
7.	\$564.1 Million	Feb. 11, 2015	Powerball	NC, PR, TX
8.	\$559.7 Million	Jan. 6, 2018	Powerball	NH
9.	\$536.3 Million	July 8, 2016	Mega Millions	IN (Hoosier)
10.	\$533 Million	March 30, 2018	Mega Millions	NJ
11.	\$487 Million	July 30, 2016	Powerball	NH
12.	\$456.7 Million	March 17, 2018	Powerball	PA
13.	\$451 Million	Jan. 5, 2018	Mega Millions	FL
14.	\$448.4 Million	Aug. 7, 2013	Powerball	MN, NJ, NJ
15.	\$447.8 Million	June 10, 2017	Powerball	CA
16.	\$435.3 Million	Feb. 22, 2017	Powerball	IN (Hoosier)
17.	\$429.6 Million	May 7, 2016	Powerball	NJ
18.	\$425.3 Million	Feb. 19, 2014	Powerball	CA
19.	\$420.9 Million	Nov. 26, 2016	Powerball	TN
20.	\$414 Million	Mar. 18, 2014	Mega Millions	FL, MD

Record Powerball Jackpots

1.	\$1.586 Billion	Jan. 13, 2016	California, Florida, Tennessee
2.	\$758.7 Million	Aug. 23, 2017	Massachusetts
3.	\$590.5 Million	May 18, 2013	Florida
4.	\$587.5 Million	Nov. 28, 2012	Arizona, Missouri
5.	\$564.1 Million	Feb. 11, 2015	North Carolina, Puerto Rico, Texas
6.	\$559.7 Million	Jan. 6, 2018	New Hampshire
7.	\$487.0 Million	July 30, 2016	New Hampshire
8.	\$456.7 Million	March 17, 2018	Pennsylvania
9.	\$448.4 Million	Aug. 7, 2013	Minnesota, New Jersey, New Jersey
10.	\$447.8 Million	June 10, 2017	California
11.	\$435.3 Million	Feb. 22, 2017	Hoosier (Indiana)
12.	\$429.6 Million	May 7, 2016	New Jersey
13.	\$425.3 Million	Feb. 19, 2014	California
14.	\$420.9 Million	Nov. 26, 2016	Tennessee
15.	\$399.4 Million	Sept. 18, 2013	South Carolina
16.	\$365.0 Million	Feb. 18, 2006	Nebraska
17.	\$340.0 Million	Oct. 19, 2005	Oregon
18.	\$338.3 Million	March 23, 2013	New Jersey
19.	\$337.0 Million	Aug. 15, 2012	Michigan
20.	\$336.4 Million	Feb. 11, 2012	Rhode Island
21.	\$314.9 Million	Dec. 25, 2002	West Virginia
22.	\$314.3 Million	Aug. 25, 2007	Indiana
23.	\$310.5 Million	Sept. 30, 2015	Michigan
24.	\$295.7 Million	July 29, 1998	Hoosier (Indiana)
25.	\$295.0 Million	Aug. 25, 2001	Delaware, Kentucky, Minnesota, New Hampshire

Powerball Jackpot-Winning Tickets by Lottery

Arkansas: 1	Kansas: 11	North Carolina: 4	South Dakota: 3
Arizona: 13	Kentucky: 18	North Dakota: 0	Tennessee: 6
California: 8	Louisiana: 17	Nebraska: 10	Texas: 2
Colorado: 3	Maine: 0	New Hampshire: 11	Virgin Islands: 0
Connecticut: 8	Maryland: 2	New Mexico: 5	Virginia: 1
Delaware: 10	Massachusetts: 4	Ohio: 3	Vermont: 0
Florida: 12	Michigan: 3	Oklahoma: 4	Wisconsin: 16
Georgia: 6	Minnesota: 22	Oregon: 5	West Virginia: 8
Iowa: 8	Missouri: 31	Pennsylvania: 18	Wyoming: 0
Idaho: 5	Montana: 4	Puerto Rico: 2	Washington: 1
Illinois: 2	New Jersey: 8	Rhode Island: 8	Washington, DC: 11
Hoosier: 39	New York: 6	South Carolina: 7	

Powerball Draw Show

Date & Time

Powerball® drawings are held every Wednesday and Saturday at 10:59 p.m. ET. The show is broadcast live from the Florida Lottery draw studio in Tallahassee, Fla.

The Powerball draw show is uplinked to more than 100 television stations across the country. Carrier stations will air the drawings, either live or within minutes of the live drawings, or display on-screen the winning numbers following each drawing. Viewing times will vary by station. At the conclusion of the drawing, video will be posted to Powerball.com and to the YouTube channel *Powerball39*.

Satellite Coordinates

Media outlets should contact their local lottery for satellite coordinates and rules on broadcasting the Powerball drawing live. Some lotteries have agreements on which stations can broadcast the drawing live.

Official Draw Results

Official draw results are posted to Powerball.com around 1 p.m. ET. Draw results include the number of winners in each prize tier, the jurisdiction where a jackpot-winning ticket was sold and the estimated jackpot for the next drawing.

Following a jackpot win, media inquiries should be directed to the lottery press contact in the jurisdiction in which the winning ticket was sold. Lottery press contacts are listed in the media center of Powerball.com. The lottery will be able to provide additional information, including the store location where the winning ticket was sold.

About Powerball

It's America's Game! Powerball® celebrated its 25th anniversary in April 2017. Currently, there are 47 lotteries selling the Powerball game, including 44 states, Washington D.C., Puerto Rico and the U.S. Virgin Islands.

The largest Powerball jackpot to date was won on Jan. 13, 2016. The world record \$1.586 billion jackpot was won by three tickets purchased in California, Florida and Tennessee.

On October 2015, an updated version of the Powerball game debuted with changes aimed at delivering bigger jackpots and more overall winners. The game matrix was changed; the number of white balls increased to 69, while the number of red balls dropped to 26. The Power Play® feature was enhanced with a 10X multiplier that is available for play whenever the advertised annuity jackpot is \$150 million or less. The Match 4 + PB prize was also increased from \$10,000 to \$50,000.










Powerball costs \$2 per play. For an additional \$1 per play, the Power Play® option can multiply non-jackpot prize amounts by 2, 3, 4, 5, or 10 times. NOTE: The 10X multiplier is only in play when the advertised annuity jackpot is \$150 million or less. The Match 5 prize with Power Play is always \$2 million.

The Powerball jackpot starts at \$40 million and increases by a minimum of \$10 million every draw until the jackpot is won.

Players select five numbers from 1 to 69; and one Powerball number from 1 to 26. Players can either select their own numbers on a play slip or request an *Easy Pick* or *Quick Pick*, which allows a lottery terminal to choose the numbers for them.

Powerball drawings are held every Wednesday and Saturday at 10:59 p.m. ET and are broadcast live from Tallahassee, Fla.

9 Ways to Win

MATCH	PRIZE	POWER PLAY 2X	POWER PLAY 3X	POWER PLAY 4X	POWER PLAY 5X	POWER PLAY 10X
	Grand Prize	Grand Prize	Grand Prize	Grand Prize	Grand Prize	Grand Prize
	\$1 Million	\$2 Million	\$2 Million	\$2 Million	\$2 Million	\$2 Million
	\$50,000	\$100,000	\$150,000	\$200,000	\$250,000	\$500,000
	\$100	\$200	\$300	\$400	\$500	\$1000
	\$100	\$200	\$300	\$400	\$500	\$1000
	\$7	\$14	\$21	\$28	\$35	\$70
	\$7	\$14	\$21	\$28	\$35	\$70
	\$4	\$8	\$12	\$16	\$20	\$40
	\$4	\$8	\$12	\$16	\$20	\$40