



**Powerball Press Kit**

Last Updated: 10/28/2018

## Contents

- Record U.S. Lottery Jackpots
- Record Powerball Jackpots
- Powerball Jackpot-Winning Tickets by Lottery
- Powerball Draw Show
- Official Draw Results
- About Powerball
- 9 Ways to Win

## Record U.S. Lottery Jackpots

	Jackpot	Draw Date	Game	Selling Lottery
<b>1.</b>	\$1.586 Billion	Jan. 13, 2016	Powerball	CA, FL, TN
<b>2.</b>	\$1.537 Billion	Oct. 23, 2018	Mega Millions	SC
<b>3.</b>	\$758.7 Million	Aug. 23, 2017	Powerball	MA
<b>4.</b>	\$687.8 Million	Oct. 27, 2018	Powerball	IA, NY
<b>5.</b>	\$656 Million	Mar. 30, 2012	Mega Millions	KS, IL, MD
<b>6.</b>	\$648 Million	Dec. 17, 2013	Mega Millions	CA, GA
<b>7.</b>	\$590.5 Million	May 18, 2013	Powerball	FL
<b>8.</b>	\$587.5 Million	Nov. 28, 2012	Powerball	AZ, MO
<b>9.</b>	\$564.1 Million	Feb. 11, 2015	Powerball	NC, PR, TX
<b>10.</b>	\$559.7 Million	Jan. 6, 2018	Powerball	NH
<b>11.</b>	\$543 Million	July 24, 2018	Mega Millions	CA
<b>12.</b>	\$536.3 Million	July 8, 2016	Mega Millions	IN (Hoosier)
<b>13.</b>	\$533 Million	March 30, 2018	Mega Millions	NJ
<b>14.</b>	\$487 Million	July 30, 2016	Powerball	NH
<b>15.</b>	\$456.7 Million	March 17, 2018	Powerball	PA
<b>16.</b>	\$451 Million	Jan. 5, 2018	Mega Millions	FL
<b>17.</b>	\$448.4 Million	Aug. 7, 2013	Powerball	MN, NJ, NJ
<b>18.</b>	\$447.8 Million	June 10, 2017	Powerball	CA
<b>19.</b>	\$435.3 Million	Feb. 22, 2017	Powerball	IN (Hoosier)
<b>20.</b>	\$429.6 Million	May 7, 2016	Powerball	NJ

## Record Powerball Jackpots

1.	\$1.586 Billion	Jan. 13, 2016	California, Florida, Tennessee
2.	\$758.7 Million	Aug. 23, 2017	Massachusetts
3.	\$687.8 Million	Oct. 27, 2018	Iowa, New York
4.	\$590.5 Million	May 18, 2013	Florida
5.	\$587.5 Million	Nov. 28, 2012	Arizona, Missouri
6.	\$564.1 Million	Feb. 11, 2015	North Carolina, Puerto Rico, Texas
7.	\$559.7 Million	Jan. 6, 2018	New Hampshire
8.	\$487.0 Million	July 30, 2016	New Hampshire
9.	\$456.7 Million	March 17, 2018	Pennsylvania
10.	\$448.4 Million	Aug. 7, 2013	Minnesota, New Jersey, New Jersey
11.	\$447.8 Million	June 10, 2017	California
12.	\$435.3 Million	Feb. 22, 2017	Hoosier (Indiana)
13.	\$429.6 Million	May 7, 2016	New Jersey
14.	\$425.3 Million	Feb. 19, 2014	California
15.	\$420.9 Million	Nov. 26, 2016	Tennessee
16.	\$399.4 Million	Sept. 18, 2013	South Carolina
17.	\$365.0 Million	Feb. 18, 2006	Nebraska
18.	\$340.0 Million	Oct. 19, 2005	Oregon
19.	\$338.3 Million	March 23, 2013	New Jersey
20.	\$337.0 Million	Aug. 15, 2012	Michigan
21.	\$336.4 Million	Feb. 11, 2012	Rhode Island
22.	\$314.9 Million	Dec. 25, 2002	West Virginia
23.	\$314.3 Million	Aug. 25, 2007	Indiana
24.	\$310.5 Million	Sept. 30, 2015	Michigan
25.	\$295.7 Million	July 29, 1998	Hoosier (Indiana)

## Powerball Jackpot-Winning Tickets by Lottery

Arkansas: 1	Kansas: 11	North Carolina: 4	South Dakota: 3
Arizona: 13	Kentucky: 18	North Dakota: 0	Tennessee: 6
California: 8	Louisiana: 17	Nebraska: 10	Texas: 2
Colorado: 3	Maine: 0	New Hampshire: 11	Virgin Islands: 0
Connecticut: 8	Maryland: 2	New Mexico: 5	Virginia: 1
Delaware: 10	Massachusetts: 4	Ohio: 3	Vermont: 0
Florida: 12	Michigan: 3	Oklahoma: 4	Wisconsin: 16
Georgia: 6	Minnesota: 22	Oregon: 5	West Virginia: 8
Iowa: 9	Missouri: 31	Pennsylvania: 18	Wyoming: 0
Idaho: 5	Montana: 4	Puerto Rico: 2	Washington: 1
Illinois: 2	New Jersey: 8	Rhode Island: 8	Washington, DC: 11
Hoosier: 39	New York: 8	South Carolina: 7	

## **Powerball Draw Show**

### **Date & Time**

Powerball® drawings are conducted every Wednesday and Saturday at 10:59 p.m. ET. The show is broadcast live from the Florida Lottery draw studio in Tallahassee, Fla.

The Powerball draw show is uplinked to more than 100 television stations across the country. Carrier stations will air the drawings, either live or within minutes of the drawing, or broadcast the winning numbers following each drawing. Viewing times will vary by station. At the conclusion of the drawing, recorded video will be posted to Powerball.com and to the YouTube channel *Powerball39*.

### **Satellite Coordinates**

Media outlets should contact their local lottery for satellite coordinates and rules on broadcasting the Powerball drawing live. Some lotteries have agreements on which stations can broadcast the drawing live.

## **Official Draw Results**

Official draw results are posted to Powerball.com around 1 a.m. ET. Draw results include the number of winners in each prize tier, the jurisdiction where a jackpot-winning ticket was sold and the estimated jackpot for the next drawing.

Following a jackpot win, media inquiries should be directed to the lottery press contact in the jurisdiction in which the winning ticket was sold. Lottery press contacts are listed in the media center of Powerball.com. The lottery will be able to provide additional information, including the store location where the winning ticket was sold.

## **About Powerball**

It's America's Game! Powerball® celebrated its 26<sup>th</sup> anniversary in April 2018.

Powerball is played in 47 lottery jurisdictions: 44 states, Washington D.C., Puerto Rico and the U.S. Virgin Islands.

The largest Powerball jackpot was \$1.586 billion in the Jan. 13, 2016 drawing. The record Powerball jackpot was split by three tickets purchased in California, Florida and Tennessee.

The Powerball jackpot starts at \$40 million and increases by a minimum of \$10 million every draw until the jackpot is won.

Players select five numbers from 1 to 69; and one Powerball number from 1 to 26.










Powerball drawings are held every Wednesday and Saturday at 10:59 p.m. ET and are broadcast live from Tallahassee, Fla.

Powerball costs \$2 per play. For an additional \$1 per play, the Power Play® option can multiply non-jackpot prize amounts by 2, 3, 4, 5, or 10 times. NOTE: The 10X multiplier is only in play when the advertised annuity jackpot is \$150 million or less. The Match 5 prize with Power Play is always \$2 million.

Powerball jackpot winners may choose to receive their prize in 30 graduated payments over 29 years (annuity option) or as a lump sum payment (cash option). Both advertised amounts are prior to federal and jurisdictional taxes.

The overall odds of winning a prize are 1 in 24.9. The odds of winning the jackpot are 1 in 292 million.

### 9 Ways to Win

MATCH	PRIZE	POWER PLAY 2X	POWER PLAY 3X	POWER PLAY 4X	POWER PLAY 5X	POWER PLAY 10X
	Grand Prize	Grand Prize	Grand Prize	Grand Prize	Grand Prize	Grand Prize
	\$1 Million	\$2 Million	\$2 Million	\$2 Million	\$2 Million	\$2 Million
	\$50,000	\$100,000	\$150,000	\$200,000	\$250,000	\$500,000
	\$100	\$200	\$300	\$400	\$500	\$1000
	\$100	\$200	\$300	\$400	\$500	\$1000
	\$7	\$14	\$21	\$28	\$35	\$70
	\$7	\$14	\$21	\$28	\$35	\$70
	\$4	\$8	\$12	\$16	\$20	\$40
	\$4	\$8	\$12	\$16	\$20	\$40